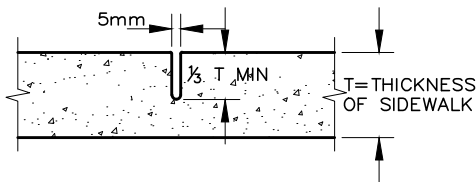


**LEGEND:**

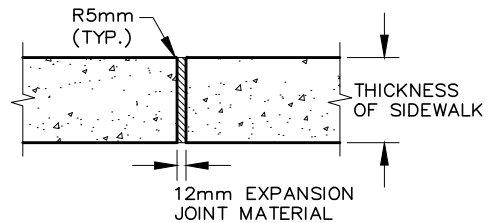
- CONTRACTION JOINT
- FULL DEPTH EXPANSION JOINT
- SEE NOTE 5 & 8 FOR DETERMINING THICKNESS OF DRIVEWAY CONCRETE

LESS THAN 600m SEPARATION BETWEEN SIDEWALK AND BACK OF CURB



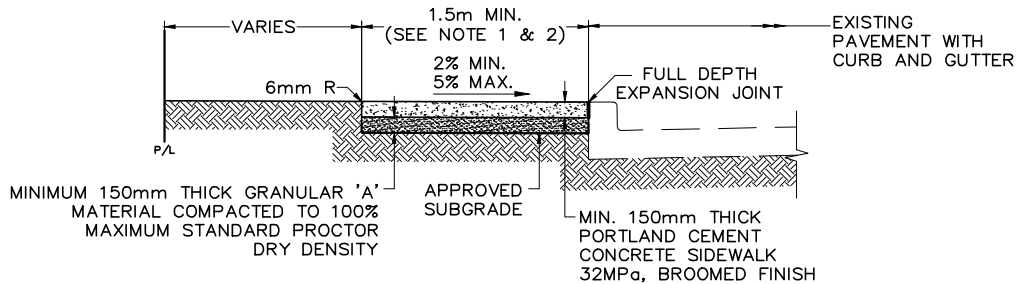
**CONTRACTION JOINT**

SPACED AT A MIN. OF 1.5m AND MAX. OF 2.4m (OR AS DIRECTED BY CITY ENGINEER)



**FULL DEPTH EXPANSION JOINT**

SPACED AT A MIN. OF 15.0m AND MAX. OF 18.0m (UNLESS OTHERWISE SHOWN OR AS DIRECTED BY CITY ENGINEER)



**TYPICAL SIDEWALK CROSS SECTION**

**NOTES:**

1. SIDEWALK ADJACENT TO CURB AND GUTTER SHALL HAVE A MINIMUM WIDTH OF 1.5m UNLESS OTHERWISE SPECIFIED.
2. ANY SIDEWALK WIDTH EXCEEDING 3m MUST HAVE A CENTERED LONGITUDINAL CONTRACTION JOINT. MAXIMUM SPACING BETWEEN LONGITUDINAL CONTRACTION JOINTS TO BE 1.5m.
3. EXPANSION JOINTS ARE REQUIRED AT ALL FIXED OBJECTS (POLES, HYDRANTS, MANHOLES, STRUCTURES, ETC) AND CHANGE IN SIDEWALK DIRECTION.
4. ALL MANHOLES, BOXES, VALVES, ETC. TO MATCH FINISHED GRADE OF SIDEWALK.
5. TO BE READ IN CONJUNCTION WITH AS-222, AS-401, AS-402, AS-404, AS-506, AND STANDARD SPECIFICATIONS S-6.
6. ALL WORK WITHIN PUBLIC RIGHT-OF-WAY TO BE COMPLETED TO CITY OF WINDSOR STANDARDS AND TO THE SATISFACTION OF THE CITY ENGINEER.
7. FULL DEPTH EXPANSION JOINTS IN THE SIDEWALK ARE TO BE INSTALLED EVERY 15.0m TO 18.0m, AS PER AS-506, UNLESS AN EXPANSION JOINT WILL BE LOCATED WITHIN A DRIVEWAY. EXPANSION JOINTS SHALL BE INSTALLED ON EITHER SIDE OF A NEW DRIVEWAY WHERE THERE IS EXISTING SIDEWALK, UNLESS OTHERWISE SPECIFIED BY THE CITY ENGINEER.
8. WHERE SIDEWALK CROSSES DRIVEWAY THE THICKNESS OF THE CONCRETE AND GRANULAR BASE FOR SIDEWALK SHALL MATCH THE THICKNESS OF PAVEMENT AND GRANULAR BASE SPECIFIED IN THE APPROPRIATE DRIVEWAY DETAIL. REFER TO AS-203, AS-204, AS-221, AS-222.
9. CONTRACTION JOINTS SHALL BE TOOLED OR SAW CUT. LENGTH OF SIDEWALK PANELS TO BE CONSISTENT FOR LENGTH OF BLOCK, UNLESS OTHERWISE APPROVED BY CITY ENGINEER.

NOT TO SCALE

<b>CITY OF WINDSOR</b>	
ENGINEERING DEPARTMENT	
<b>RESIDENTIAL CONCRETE SIDEWALK ADJACENT TO CURB AND GUTTER</b>	
DR'N BY: BC, AC, UT, AZ	DATE: APR, 2004
REV. DATE: MAY, 2024	CH'KD BY (ENG): PM, JH
CH'KD BY (GEO/OPS): PJU, AL	PASSED BY: FM
_____ CITY ENGINEER	<b>AS-401A</b>