

COMMUNITY HOMELESSNESS REPORT SUMMARY

Windsor Essex
2019-2021

COORDINATED ACCESS AND HOMELESSNESS MANAGEMENT INFORMATION SYSTEM (HMIS) SELF-ASSESSMENT

SUMMARY

The table below provides a summary of the work the community has done so far to implement Reaching Home's minimum requirements for Coordinated Access and an HMIS.

How many of the Reaching Home minimum requirements has the community:

Met	Started	Not yet started
18	0	0

SUMMARY COMMENT

SUMMARY COMMENT

Are there particular efforts and/or issues that you would like to highlight for this reporting period related to your community's work to achieve the Reaching Home minimum requirements? In particular, please describe your community's efforts to set-up or improve the Coordinated Access governance structure, including processes to ensure that policies and protocols, as approved by the governance group(s), are being implemented across the system as intended to achieve desired results.

Annual review of the Windsor Essex By-Names Prioritized List Process Guide is completed. The Community Advisory Board and Housing and Homelessness Advisory Committee are provided with relevant data to understand the gaps and pressures experienced and are able to make recommendations that are data informed to achieve the community's goal of ending chronic homelessness. In 2019, updates to Home, Together, Windsor Essex Housing and Homelessness Master Plan included strategies that were rooted in Coordinated Access. More can be found here:
<https://www.citywindsor.ca/residents/housing/Housing-with-Supports-and-Homelessness-Prevention/Windsor-Essex-Housing-and-Homelessness-Plan-and-Related-Reports/Pages/default.aspx>

What is the date range for available data from the List for this fiscal report?

- First date in reporting period:
- Last date in reporting period:

2019-04-01

2020-03-31

Complete the Population Groups table below using the date range indicated for this fiscal report.

Number of unique individuals (or households where not available) in each Priority Population Group who:						
Priority Population Groups	Were homeless (Measures Cumulative Homelessness)	Were new to homelessness (Measures Inflow)	Returned to homelessness from housing (one or more times) (Measures Inflow)	Returned to homelessness from transitional status (one or more times) (Measures Inflow)	Returned to homelessness from unknown status (one or more times) (Measures Inflow)	State changed from inactive to active (one or more times) (Measures Inflow)
Overall homeless	512	59	4	N/A	N/A	26
Chronically homeless	387	40	3	N/A	N/A	23
Indigenous peoples	58	10	0	N/A	N/A	1
Priority Population Groups			Moved from homelessness to housing (one or more times) (Measures Outflow)	Status changed from homelessness to transitional (one or more times) (Measures Outflow)	Status changed from homelessness to unknown (one or more times) (Measures Outflow)	State changed from active to inactive (one or more times) (Measures Outflow)
Overall homeless			18	N/A	N/A	52
Chronically homeless			26	N/A	N/A	31
Indigenous peoples			5	N/A	N/A	5

Complete the Prior Living Situations table below for all individuals (or households where not available) that were homeless for the date range indicated for this fiscal report.

	Public Institutions	Transitional	Permanent	Unknown	Total
--	---------------------	--------------	-----------	---------	-------

	Public Institutions	Housing	Housing	UNKNOWN	Total
New to homelessness	N/A	N/A	N/A	N/A	0
Returned to homelessness	N/A	N/A	N/A	N/A	0
Total	0	0	0	0	0

COMMUNITY-LEVEL DATA for 2020-2021

What is the date range for available data from the List for this fiscal report?

What is the date range for available data from the List for this fiscal report:

- First date in reporting period: 2020-04-01
- Last date in reporting period: 2021-03-31

Complete the Population Groups table below using the date range indicated for this fiscal report.

Number of unique individuals (or households where not available) in each Priority Population Group who:

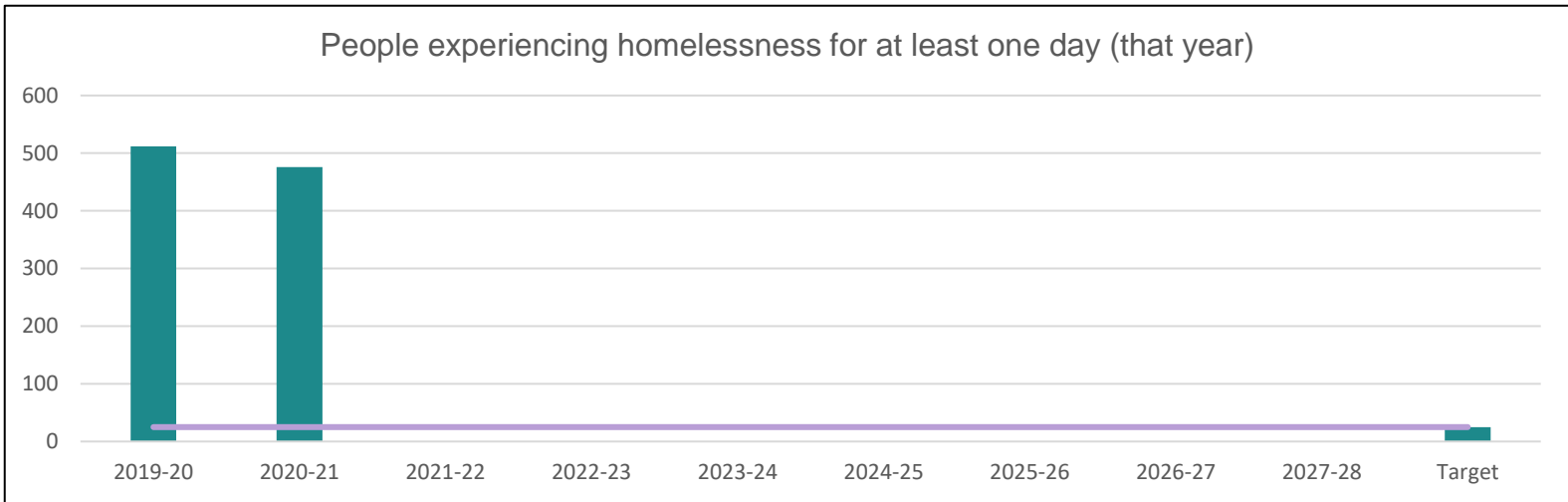
Priority	Were homeless	Returned to	Returned to	Returned to	State changed from
----------	---------------	-------------	-------------	-------------	--------------------

Priority Population Groups	(Measures Cumulative Homelessness)	Were new to homelessness (Measures Inflow)	homelessness from housing (one or more times) (Measures Inflow)	homelessness from transitional status (one or more times) (Measures Inflow)	homelessness from unknown status (one or more times) (Measures Inflow)	inactive to active (one or more times) (Measures Inflow)
Overall homeless	476	113	20	N/A	N/A	15
Chronically homeless	367	62	16	N/A	N/A	13
Indigenous peoples	36	12	2	N/A	N/A	0
Priority Population Groups			Moved from homelessness to housing (one or more times) (Measures Outflow)	Status changed from homelessness to transitional (one or more times) (Measures Outflow)	Status changed from homelessness to unknown (one or more times) (Measures Outflow)	State changed from active to inactive (one or more times) (Measures Outflow)
Overall homeless			69	N/A	N/A	15
Chronically homeless			52	N/A	N/A	11
Indigenous peoples			5	N/A	N/A	0

Complete the Prior Living Situations table below for all individuals (or households where not available) that were homeless for the date range indicated for this fiscal report.

	Public Institutions	Transitional Housing	Permanent Housing	Unknown	Total
New to homelessness	N/A	N/A	N/A	N/A	0

for at least one day (that year)

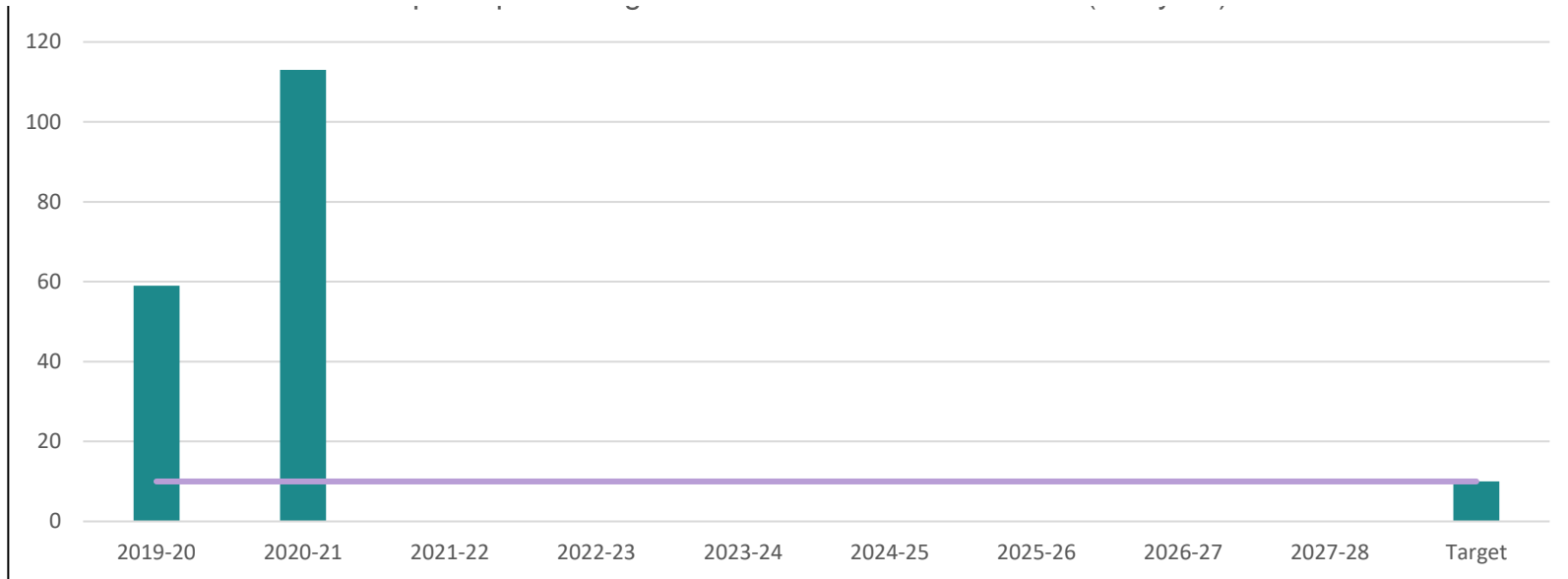


Understanding all homelessness will not be able to be completely eradicated due to emergencies, it is the community's goal to greatly reduce the number of persons experiencing homelessness and have experiences of homelessness be brief and non-recurring

Outcome #2: Fewer people experience homelessness for the first time (new inflows into homelessness are reduced)

	2019-20	2020-21	2021-22	2022-23	2023-24	2024-25	2025-26	2026-27	2027-28	Target
People experiencing homelessness for the first time (that year)	59	113	-	-	-	-	-	-	-	10

People experiencing homelessness for the first time (that year)

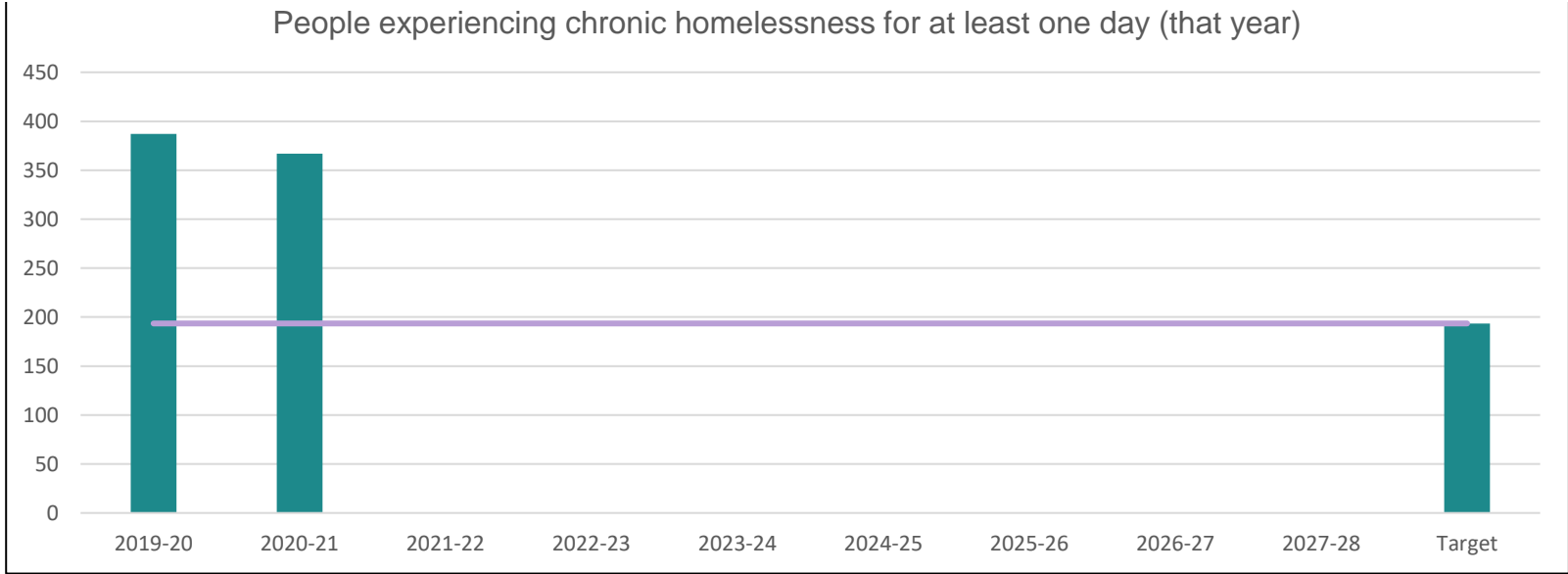


The increase seen for 2020-2021 is specifically correlated to the 2021 Point in Time Count that was conducted in March 2021.

Outcome #3: Fewer people return to homelessness from housing (returns to homelessness are reduced)

	2019-20	2020-21	2021-22	2022-23	2023-24	2024-25	2025-26	2026-27	2027-28	Target
Returns to homelessness from housing (that year)	18	20	-	-	-	-	-	-	-	2

Returns to homelessness from housing (that year)



NOTE: Unable to adjust target - this does not reflect the figure CAB has indicated. The overall community target is to end chronic homelessness by 2028,