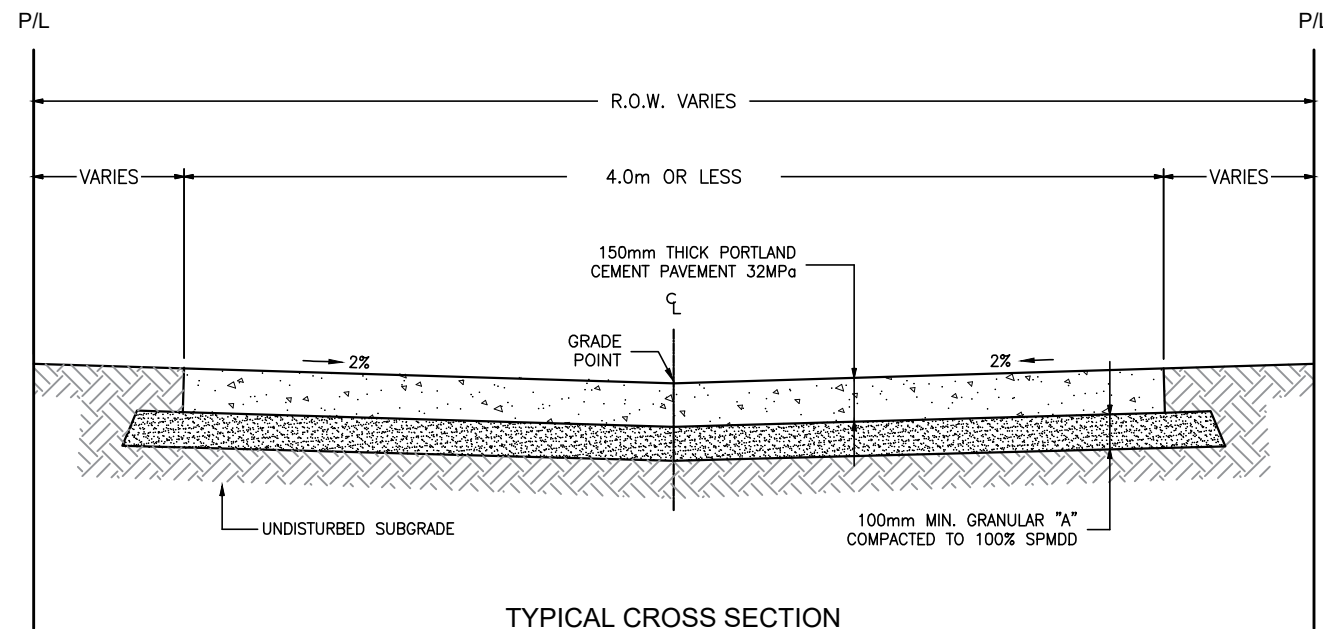
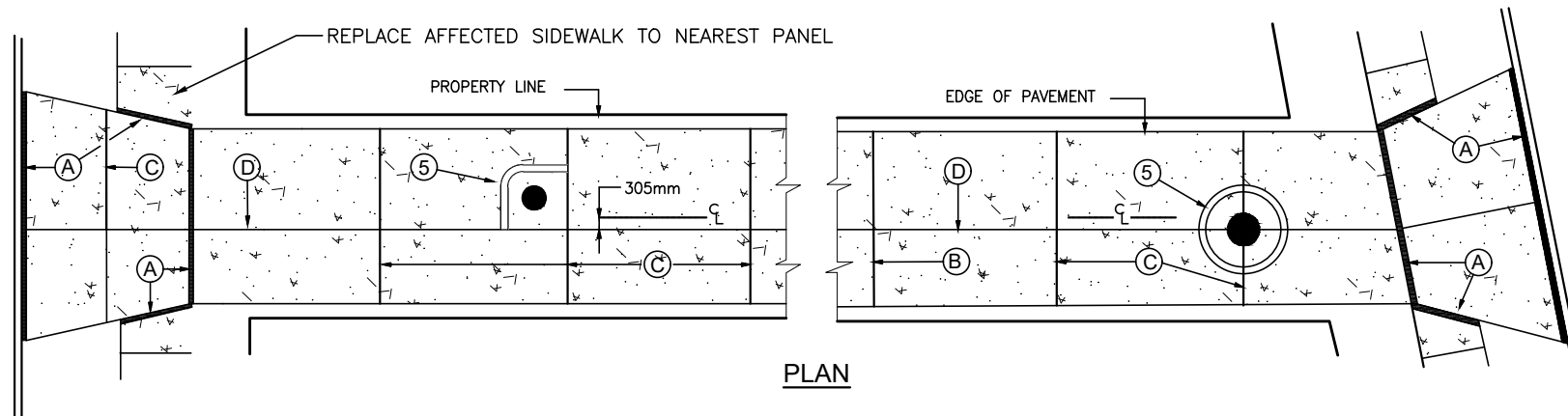
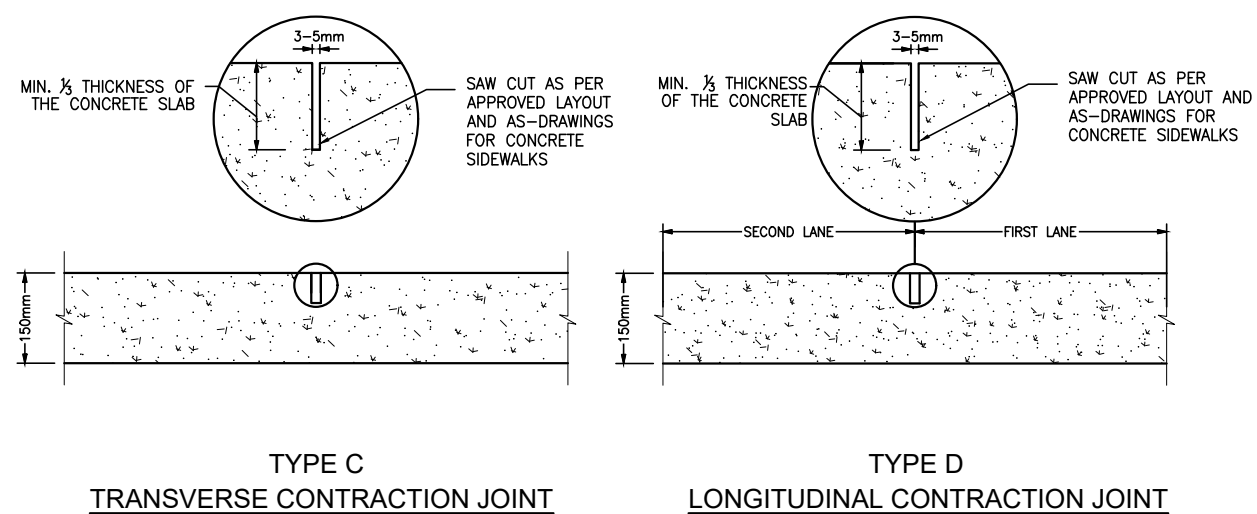
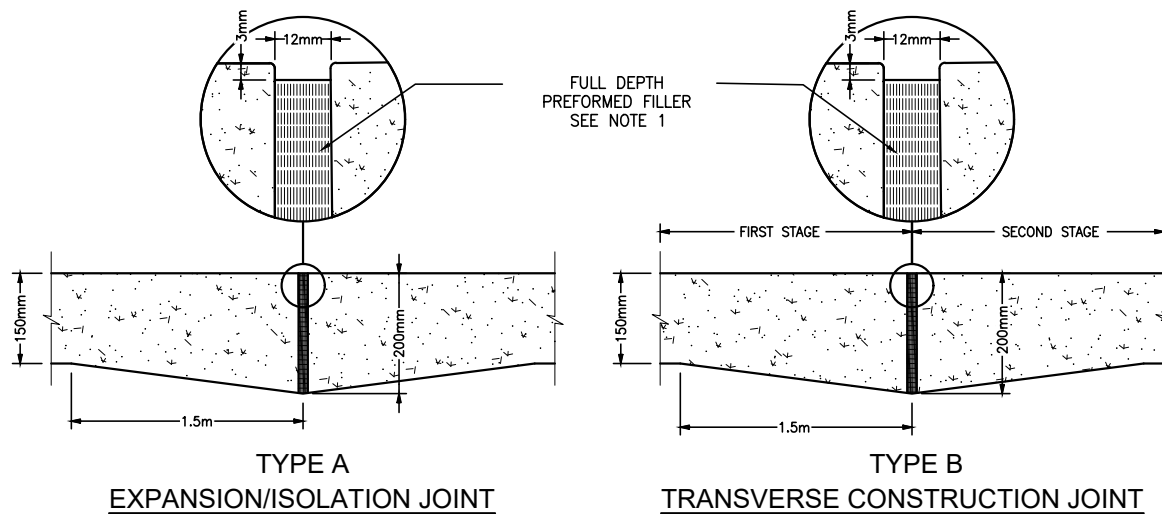


TYPICAL CROSS SECTION



TYPICAL CROSS SECTION



NOTES:

- ① ALL PREFORMED JOINT FILLER MATERIAL SHALL CONFORM TO OPSS.MUNI 1308.
- ② SPACING OF TYPE C TRANSVERSE CONTRACTION JOINTS SHALL NOT EXCEED 5.0m (MIN. 4.0m).
- ③ WHEN A JOINT OCCURS WITHIN 1.5m OF, OR CONTACTS A CATCH BASIN, MANHOLE, OR UTILITY VALVE STRUCTURE, SHORTEN ONE OR MORE PANELS EITHER SIDE OF OPENING TO PERMIT JOINT TO FALL ON CENTER OF STRUCTURE.
- ④ ANGLES BETWEEN PAVEMENT JOINTS MUST NOT BE LESS THAN 45°.
- ⑤ CATCH BASINS, UTILITY MANHOLES, UTILITY VALVES, ETC. SHALL BE ISOLATED AS PER AS-213.
- ⑥ SELF LEVELING MAINTENANCE HOLE FRAME & COVER SHALL BE USED IN CONCRETE PAVEMENT, WHERE POSSIBLE. REFER TO AS-553.
- ⑦ ALL WORK SHALL CONFORM TO CITY OF WINDSOR STANDARD SPECIFICATION S-6, S-7 AND S-9.

NOT TO SCALE

CITY OF WINDSOR ENGINEERING DEPARTMENT	
CONCRETE ALLEY PAVEMENT	
DR'N BY: LEB, AZ	DATE: MAR, 1973
REV. DATE: MAR, 2024	CH'KD BY (ENG): PM, JH
CH'KD BY (GEO/OPS): PJU, AL	PASSED BY: FM
CITY ENGINEER	
AS-201	